



**District Report Card: 2017**


<b>State:</b> Maharashtra	<b>District:</b> Solapur
<b>Class:</b> 3	<b>Subject:</b> Mathematics
<b>Schools:</b> 61	<b>Students:</b> 1337


**Participation/Coverage**


**Students**

<b>GENDER</b> 	Boys		Girls	
	Number	%	Number	%
	699	52.28	638	47.72

<b>AREA</b> 	Rural		Urban	
	Number	%	Number	%
	880	65.82	457	34.18

<b>CATEGORY</b> 	SC		ST		OBC		GEN	
	Number	%	Number	%	Number	%	Number	%
	247	18.47	27	2.02	471	35.23	592	44.28

<b>CWSN</b> 	LD	VI	HI	S&LD	ID	Oth
	1	6	0	0	0	44

<b>Management</b> 	Government		Government-aided	
	Number	%	Number	%
	851	63.65	486	36.35

**Average Performance of Students in Mathematics (%)**

Overall	Gender		Area		Management		Social Group			
	Male	Female	Rural	Urban	Govt.	Aided	SC	ST	OBC	GEN
74.02	73.30	74.80	78.42	65.54	78.64	65.93	73.58	72.84	73.09	74.99

## Performance on Learning Outcomes (LOs)

Learning Outcomes	Description	Average Performance(%)
M301	Reads and writes numbers up to 999 using place value	72.74
M302	Compares numbers up to 999 based on their place values	84.14
M303	Solves simple daily life problems using addition and subtraction of three digit numbers with and without regrouping	66.63
M304	Constructs and uses the multiplication facts (up till 10) in daily life situations	75.24
M305	Analyses and applies an appropriate number operation in the situation/ context	72.10
M306	Explains the meaning of division facts by equal grouping/sharing and finds it by repeated subtraction	73.37
M309	Identifies and makes 2D-shapes by paper folding, paper cutting on the dot grid, using straight lines etc.	86.77
M311	Fills a given region leaving no gaps using a tile of a given shape	63.70
M312	Estimates and measures length and distance using standard units like centimeters or meters & identifies relationships	50.37
M317	Reads the time correctly to the hour using a clock/watch	80.55
M318	Extends patterns in simple shapes and numbers	69.03
M319	Records data using tally marks, represents pictorially and draws conclusions	85.04

Range of Performance of Students who Answered Correctly							
Below 30%		30% - 50%		50% - 75%		Above 75%	
Number	%	Number	%	Number	%	Number	%
63	4.71	151	11.29	410	30.67	713	53.33

## Lowest Performing Learning Outcomes (LOs)

- 1 - Estimates and measures length and distance using standard units like centimeters or meters & identifies relationships (50.37)
- 2 - Fills a given region leaving no gaps using a tile of a given shape (63.70)
- 3 - Solves simple daily life problems using addition and subtraction of three digit numbers with and without regrouping (66.63)
- 4 - Extends patterns in simple shapes and numbers (69.03)
- 5 - Analyses and applies an appropriate number operation in the situation/ context (72.10)